



MAXIARC200 PFC

Range marks a significant advancement in welding technology by offering MCU control system, large LCD display, superior performance, high duty cycle, efficiency, and versatility in a compact and user-friendly package. This range is suitable for professional welding purpose, highly quality welding job and heavy duty industry.

Portability/Stable Arc/Precise Settings/Start-up Performance/Fan on demand/Voltage Reduction Device (VRD)/Lift Tig make MAXIARC200 PFC popular choices among welders looking for efficiency, portability, and enhanced welding performance in various applications.

Machine Features



Portability

It is 7 kgs, it is typically smaller, lighter, and more compact than traditional welding machines, making them easier to transport and maneuver.



Stable Arc

Inverter technology often provides a more stable arc, which can lead to better weld quality and control.



Start-up Performance

It often has superior start-up characteristics, providing instant arc ignition and minimizing sticking during welding.



Fan on demand

Provides energy efficiency, reduced noise level and improved reliability.



Adjustability and Control

Comes with advanced controls for adjusting welding parameters such as Hot Start, Arc force and Anti-stick.



Voltage Reduction Device (VRD)

Enhances safety by reducing the risk of electric shock both during welding and when the machine is idle.



Lift Tig

Allows welders to perform both stick(SMAW) welding and TIG(GTAW) welding using the same machine



Machine details:

Welding cable and electrode holder

Welding cables are flexible, highly quality insulation and heavy-duty cables designed to carry the electric current from the power source to the electrode holder and ultimately to the workpiece. High insulation, jaw mechanism and heat resistance ensure efficient welding operation and electrode performance. Cable section can be selected from 6mm² to 120mm². Color of PVC jacket can be customized. Electrode holder types can be customized.



TIG 17-Torch

TIG 17 torch is generally a smaller and more compact torch. It typically features a smaller diameter handle and nozzle, making it suitable for welding in tight spaces. The TIG17 is often used for light to medium-duty applications. It is ideal for applications where control and maneuverability are important.



Earth cable and earth clamp

Earth cable and earth clamp play critical roles in electrical safety by providing reliable grounding connections to protect personnel, equipment and facilities from electrical hazards and ensure proper functioning of electrical and welding system. Cable section can be selected from 6mm² to 120mm². Color of PVC jacket can be customized. Earth clamp types can be customized.



Machine function

- 1 Phase** Single phase
- DC** Direct current
- CC** Constant current
- VRD Safe** Voltage Reduction Device
- LCD Display** LCD Display
- GLOBAL VOLTAGE WORLDWIDE USE** Global Voltage
- MCU** MCU Control System
- Generator Friendly**
- PROTEC 275V** 275V Tested in production
- 3 PROOF** Moisture proof Salt Spray proof Corrosion proof
- HS** Hot Start
- AF** Arc Force



Front view



Side view




Rear view

Control Panel

Reliability

- PROTEC 275V**
275Volts tested in production
- 3 PROOF**
Moisture proof Salt Spray proof Corrosion proof
- Over Heat Protection**
Over heat protection
- Over Voltage Protection**
Over voltage protection
- Over Current Protection**
Over current protection




Power Factor Correction (PFC)

Comes with 0.99 Power factor, this allows for improvement of power efficiency, stable voltage input, compliance with power supply standards and optimized use of power supply capacity. It is more energy-efficient, converting more of the input power into usable welding energy, which can result in lower operating costs.



Multi Input Voltage

90-275V wide input voltage operates over a wider range of input voltages, which is beneficial in various working conditions and locations.



Precise Settings

LCD display offers more precise control over welding parameters such as amperage and arc characteristics, allowing for better adaptation to different materials and thicknesses.



Features


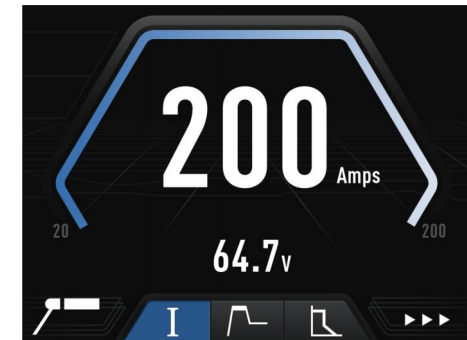
- 2.8" LCD display for all welding settings display.
- Mode button for selections of Stick, Stick VRD and Lift tig mode.
- Encoder for features selection and parameters setting.

The control pad for air plasma cut mode

Cutting data setting includes mode switching (Stick, Stick VRD, Lift tig) , welding current, welding voltage, arc force, hot start


Error codes displayed on LCD screens can vary widely depending on the machine you are referring to. It indicates specific issues or malfunctions that the device has detected.

Languages and Units can be customized, and they can be selected easily from the menu setting on LCD display.



Precise Settings

LCD display offers more precise control over welding parameters such as amperage and arc characteristics, allowing for better adaptation to different materials and thicknesses.



Stable Arc

Inverter technology often provides a more stable arc, which can lead to better weld quality and control.



Lift Tig

Allows welders to perform both stick(SMAW) welding and TIG(GTAW) welding using the same machine.



Machine parameters:

Model	MAXIARC200 PFC			
Input voltage	90-275V 50/60Hz			
	1-110V		1-220V	
Process	MMA	TIG	MMA	TIG
Effective current(A)	19.3	12	18.5	12.5
Rated input current(A)	30.5	18.9	29.2	19.7
Rated input power(KW)	3.4	2.1	6.7	4.5
Duty cycle 40°C 10min	40%110A 60%90A 100%70A		40%200A 60%165A 100%130A	
Welding current(A)	10-110		10-200	
No load voltage(V)	67			
Efficiency	85%			
Power factor	0.99			
Insulation class	F			
Protection class	IP21S			
Dimensions(mm)	405*135*250			
Net weight(kg)	7			