

Standard (Always on) Welding Magnets

• Arrow Magnetic Welding Angle



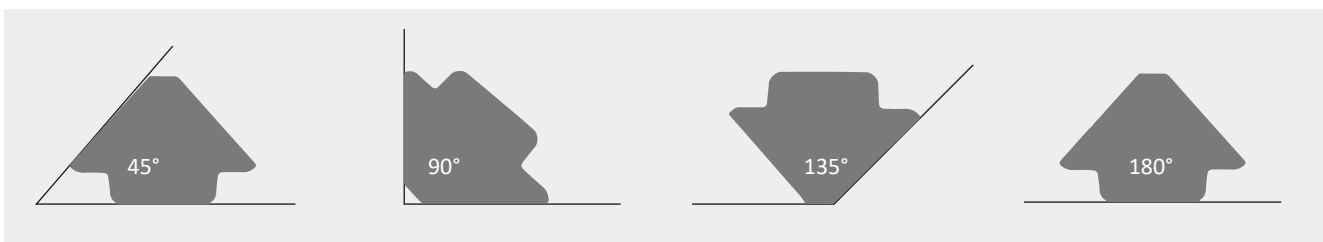
SPECIFICATIONS

Model	Powerful Magnets	Angle Range	Sizes (L*W*H)	Net Weight
CPA-11.3	11.3 kg(25 lb)	45°/90°/135°/180°	120*84*14 mm	330 g
CPA-22.7	22.7 kg(50 lb)	45°/90°/135°/180°	156*103*17 mm	630 g
CPA-34	34 kg(75 lb)	45°/90°/135°/180°	190*122*25 mm	1080 g
CPA-45.4	45.4 kg(100 lb)	45°/90°/135°/180°	212*142*25 mm	1550 g



SPECIFICATIONS

Model	Powerful Magnets	Angle Range	Size	Net Weight
CPA-25	25 kg(55 lb)	45°/90°/135°/180°	120*81*15 mm	400 g
CPA-55	34 kg(75 lb)	45°/90°/135°/180°	163*110*20 mm	860 g
CPA-75	45.4 kg(100 lb)	45°/90°/135°/180°	198*132*26 mm	1420 g



• **Multi-Angle Welding Magnet**



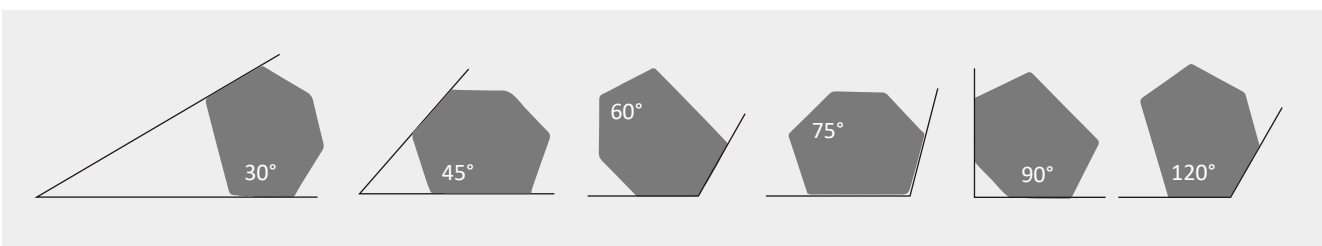
SPECIFICATIONS

Model	Powerful Magnets	Angle Range	Size	Net Weight
CPM-11.3	11.3 kg(25 lb)	30°/45°/60°/75°/90°/120°	97*64*14 mm	280 g
CPM-22.7	22.7 kg(50 lb)	30°/45°/60°/75°/90°/120°	119*97*17 mm	550 g
CPM-34	34 kg(75 lb)	30°/45°/60°/75°/90°/120°	145*110*25 mm	1000 g



SPECIFICATIONS

Model	Powerful Magnets	Angle Range	Size	Net Weight
CPM-55	55 kg(121 lb)	30°/45°/60°/75°/90°/120°	120*102*75*20 mm	850 g
CPM-75	75 kg(165 lb)	30°/45°/60°/75°/90°/120°	150*125*100*30 mm	1350 g



• **Mini Welding Magnet**



SPECIFICATIONS

Model	Powerful Magnets	Angle Range	Size	Net Weight
CPA-4	4 kg(9 lb)	45°/90°/135°/180°	72*43*12 mm	100 g

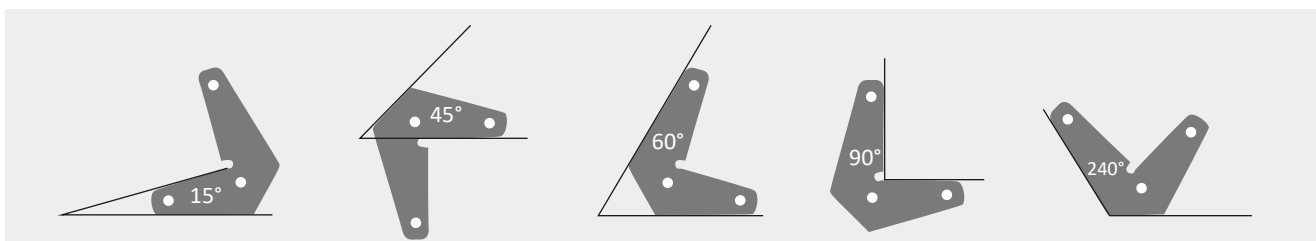


• **Outside Corner Welding Magnet**



SPECIFICATIONS

Model	Powerful Magnets	Angle Range	Size	Net Weight
Right Angle-9	9 kg(20 lb)	30°/60°/90°	84*53*16 mm	133 g
Bevel Angle-9	9 KG(20 lb)	15°/45°/60°/90°/240°	95*83*16 mm	176 g



• **Magnet Earth Clamp**



SPECIFICATIONS

Model	Powerful Magnets	Basic Diameter	Current	Net Weight
CPEC-15	15 kg(33 lb)	60 mm	200 Amps	240 g
CPEC-30	30 kg(66 lb)	90 mm	500 Amps	600 g

• **Magnet Torch Holder**



SPECIFICATIONS

Model	Powerful Magnets	Basic Diameter	Height	Net Weight
CPMT-30	30 kg(66 lb)	80 mm	140 mm	720 g
CPTT-30	30 kg(66 lb)	85 mm	160 mm	650 g

• **Adjustable Welding Magnet**



SPECIFICATIONS

Model	Powerful Magnets	Angle Range	Size
Adjustable-100	100 kg(220 lb)	0-180°	85*65*24 mm



Switchable ON/OFF Welding Magnet

• Arrow Switchable Welding Magnet



SPECIFICATIONS


Model	Powerful Magnets	Angle Range	Size	Net Weight
CPAS-13.6	13.6 kg(30 lb)	45°/90°	140*82*26 mm	500 g
CPAS-22.7	22.7 kg(50 lb)	45°/90°	192*118*32 mm	1100 g



SPECIFICATIONS

Model	Powerful Magnets	Angle Range	Size	Net Weight
CPAS-25	25 kg(55 LB)	45°/90°/135°/180°	170*116*22 mm	852 g
CPAS-50	50 kg(110 lb)	45°/90°/135°/180°	203*140*24 mm	1310 g

• Switchable Multi-Angle Welding Magnet



SPECIFICATIONS

Model	Powerful Magnets	Angle Range	Size	Net Weight
CPMS-25	25 kg(55 lb)	30°/45°/60°/75°/90°/120°	133*114*22 mm	785 g
CPMS-55	55 kg(121 lb)	30°/45°/60°/75°/90°/120°	158*135*24 mm	1235 g

Magnetic Tray



SPECIFICATIONS

Model	Diameter	Depth	Material
Magnetic Tray-01	75 mm	17 mm	tough steel
Magnetic Tray-02	108 mm	22 mm	tough steel
Magnetic Tray-03	148 mm	25 mm	tough stainless steel

Note: The stickers, packaging, colors and surface treatment of all welding magnets can be customized.